

About the GE® MSWF water filter cartridge

Chlorine taste and odor, lead and cysts.

Water Filter Cartridge

The water filter cartridge is located in the back upper right corner of the refrigerator compartment.

When to Replace the Filter on Models With a Replacement Indicator Light

LCD Models: A pop-up screen will appear on the LCD screen to remind you to replace the water filter. You can check the status of the water filter manually.

Access By: Home > Options > Dispenser Options > Reset Water Filter

Non-LCD Models: There is a replacement indicator light for the water filter cartridge on the dispenser. This light will turn orange to tell you that you need to replace the filter soon.

The filter cartridge should be replaced every **six months** when the replacement indicator light turns red or sooner if the flow of water to the dispenser or icemaker decreases.

When to Replace the Filter on Models Without a Replacement Indicator Light

The filter cartridge should be replaced every **six months** or earlier if the flow of water to the dispenser or icemaker decreases.

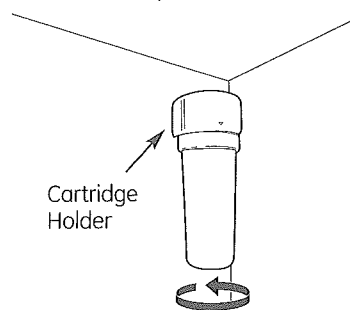
Removing the Filter Cartridge

If you are replacing the cartridge, first remove the old one by slowly turning it to the left. Pull down gently on the cartridge. A small amount of water may drip down.

CAUTION: To reduce the risk associated with property damage due to water leakage, read and follow instructions before installation and use of this system. Installation and use **MUST** comply with all state and local plumbing codes.

Installing the Filter Cartridge

- 1 There is an adaptor attached to the top of the new filter cartridge.
 - If you are replacing a SmartWater™ cartridge, the adaptor must be removed before installing the cartridge. To remove the adaptor, turn it to the left about ¼ turn.
- 2 On models without a replacement indicator light, apply the month and year sticker to the new cartridge to remind you to replace the filter in **six months**.
- 3 Fill the replacement cartridge with water from the tap to allow for better flow from the dispenser immediately after installation.
- 4 Line up the arrow on the cartridge and the cartridge holder. Place the top of the new cartridge up inside the holder. **Do not** push it up into the holder.
- 5 Slowly turn it to the right until the filter cartridge stops. **DO NOT OVERTIGHTEN.** As you turn the cartridge, it will automatically raise itself into position. The cartridge will move about a ½ turn.

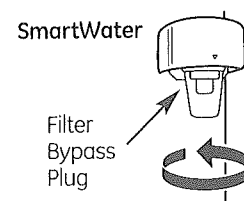


- 6 Run water from the dispenser for 4-1/2 gallons (about five minutes) to clear the system and prevent sputtering.
- 7 **LCD Models:** Press FILTER REPLACED button to confirm replacement.
Non-LCD Models: Press and hold the RESET WATER FILTER pad (on some models) on the dispenser for three seconds.

NOTE: A newly-installed water filter cartridge may cause water to spurt from the dispenser.

Filter Bypass Plug

To reduce the risk of property damage due to water leakage, you **MUST** use the filter bypass plug when a replacement filter cartridge is not available. The dispenser and the icemaker will not operate without the filter or filter bypass plug.



WARNING

To reduce the risk associated with choking, do not allow children under 3 years of age to have access to small parts during the installation of this product. The disposable filter cartridge should be replaced every 6 months, at the rated capacity or sooner if a noticeable reduction in flow rate occurs. For the maximum benefit of your filtration system, GE recommends the use of GE branded SmartWater filters only. Using GE branded filters in GE and Hotpoint® refrigerators provides optimal performance and reliability. GE SmartWater filters meet rigorous industry NSF standards for safety and quality that are important for products that are filtering your water. GE has not qualified non-GE branded filters for use in GE and Hotpoint refrigerators and there is no assurance that non-GE branded filters meet GE's standards for quality, performance and reliability.



GE Appliances & Lighting
General Electric Company
Louisville, KY 40225
geapplianceparts.com

If you have questions, or to order additional filter cartridges, visit our Website at www.geapplianceparts.com or call GE Parts and Accessories, 800.626.2002.

Customers in Canada should consult the yellow pages for the nearest Camco Service Center.

MSWF

© 2011 General Electric Company PC61577C

Performance Data Sheet

SmartWater Filtration System-GE® MSWF Cartridge

This system has been tested and certified in filter model GE MSWF according to NSF/ANSI Standards 42 and 53 for reduction of the substances listed below. The concentration of the indicated substances in water entering the system was reduced to a concentration less than or equal to the permissible limit for water leaving the system, as specified in NSF/ANSI Standards 42 and 53.* (Safety factors built in for unmetered usage.) The contaminants or other substances removed or reduced by this water treatment system are not necessarily in your water.

Standard No. 42: Aesthetic effects

Parameter	USEPA MCL	Influent Challenge Concentration	Effluent		% Reduction		Min. Required Reduction
			Average	Maximum	Average	Maximum	
Chlorine Taste & Odor	—	2.0 mg/L ± 10%	0.06 mg/L	0.10 mg/L	97%	95.1%	≥ 50%
Particulate**	—	at least 10,000 particles/mL	408,333	670,000	95.5%	89.4%	≥ 85%

Standard No. 53: Health effects

Parameter	USEPA MCL	Influent Challenge Concentration	Effluent		% Reduction		Max. Permissible Product Water
			Average	Maximum	Average	Maximum	
Turbidity	1 NTU****	11 ± 1 NTU****	0.38 NTU	0.5 NTU	96.5%	95.4%	0.5 NTU
Cysts***	99.95% Reduction	Minimum 50,000 L	< 1 #/L	4 #/L	> 99.99%	> 99.99%	99.95%
Lead at pH 6.5	0.010 mg/L	0.15 mg/L ± 10%	< 1 ppb	< 1 ppb	99.3%	99.3%	0.010 mg/L
Lead at pH 8.5	0.010 mg/L	0.15 mg/L ± 10%	3.1 ppb	9.0 ppb	98.0%	95.5%	0.010 mg/L
Mercury at pH 6.5	0.002 mg/L	0.006 mg/L ± 10%	0.34 ppb	0.7 ppb	94.0%	89.6%	0.002 mg/L
Mercury at pH 8.5	0.002 mg/L	0.006 mg/L ± 10%	0.66 ppb	1.5 ppb	88.4%	73.7%	0.002 mg/L
Lindane	0.0002 mg/L	0.002 mg/L ± 10%	< 0.02 ppb	< 0.02 ppb	> 99.0%	> 99.0%	0.0002 mg/L
Atrazine	0.003 mg/L	0.009 mg/L ± 10%	< 0.5 ppb	< 0.5 ppb	> 93.9%	> 94.3%	0.003 mg/L
2, 4-D	0.070 mg/L	0.210 mg/L ± 10%	7.7 ppb	35 ppb	96.0%	82.0%	0.070 mg/L
Toxaphene	0.003 mg/L	0.015 mg/L ± 10%	< 1 ppb	< 1 ppb	> 92.9%	> 92.9%	0.003 mg/L
Benzene	0.005 mg/L	0.015 mg/L ± 10%	< 0.5 ppb	< 0.5 ppb	> 96.8%	> 97.0%	0.005 mg/L
Carbofuran	0.040 mg/L	0.080 mg/L ± 10%	< 1 ppb	< 1 ppb	> 98.7%	> 98.7%	0.040 mg/L
P-Dichlorobenzene	0.075 mg/L	0.225 mg/L ± 10%	< 0.5 ppb	< 0.5 ppb	> 99.7%	> 99.8%	0.075 mg/L
Asbestos	99% Reduction	10 ⁷ to 10 ⁸ fibers/L; fibers > 10µm in length	< 0.17 MF/L	< 0.17 MF/L	> 99%	> 99%	99% Reduction

*Tested using pressure of 60 psig; pH of 7.5 ± 0.5; temp of 68° ± 5°F (20° ± 2.5°C).

**Measurement in Particles/mL. Particles used were 0.5-1 microns.

***Based on the use of *Cryptosporidium parvum* oocysts.

****NTU=Nephelometric Turbidity Units

Capacity 300 gallons (1,135 liters). Contaminant reduction determined by NSF testing.

Application Guidelines/Water Supply Parameters

Service Flow	0.9 gpm (3.14 lpm)
Water Supply	Potable Water

Water Pressure	40-120 psi (2.8-8.2 bar)
Water Temperature	33°F-100°F (0.6°C-38°C)

It is essential that the manufacturer's recommended installation, maintenance and filter replacement requirements be carried out for the product to perform as advertised. See insert for Warranty information.

Operating Specifications

- Pressure requirement: 40-120 psi (2.8-8.2 bar), non-shock
- Temperature: 33-100°F (0.6-38°C)
- Flow rate: 0.9 gpm (3.14 lpm)

General Installation/Operation/Maintenance Requirements

- Flush new cartridge at full flow for 4-1/2 gallons (about five minutes) to purge trapped air.
- Replace cartridge every six months or sooner if flow becomes too slow.
- Protect from freezing by removing filter cartridge when temperatures are expected to drop below 40°F (4.4°C). Do not install systems in areas where ambient temperatures may go above 100°F or below 40°F. Do not install on a hot water supply.

Special Notices

- Installation instructions are included with the product when shipped.
- This drinking water system must be maintained according to manufacturer's instructions, including replacement of filter cartridges.
- Do not use with water that is microbiologically unsafe or of unknown quality without adequate disinfection before or after the system. Systems certified for cyst reduction may be used on disinfected water that may contain filterable cysts.

- Check for compliance with the applicable state and local laws and regulations.
- Note that while the testing was performed under standard laboratory conditions, actual performance may vary. Systems must be installed and operated in accordance with manufacturer's recommended procedures and guidelines.
- Installation and use MUST comply with all state and local plumbing codes. Do not install if water pressure exceeds 120 psi. If your water pressure exceeds 80 psi (552 kPa), you should install a pressure-limiting valve. Contact a plumbing professional if you are uncertain how to check your water pressure.
- Do not install where water hammer conditions may occur. If water hammer conditions exist you must install a water hammer arrester. Contact a plumbing professional if you are uncertain how to check for this condition.
- Where a backflow prevention device is installed on a water system, a device for controlling pressure due to thermal expansion must be installed.

For conditions of use, health claims certified by the California Department of Public Health, and replacements, see performance data sheet. California Department of Public Health Certification #06-1834. The contaminants or other substances removed or reduced by this water filter are not necessarily in all users' water.

Tested and Certified by NSF International against NSF/ANSI Standards 42 and 53 in model GE MSWF for the reduction of:

Standard No. 42: Aesthetic Effects

- Chemical
 - Chlorine Taste and Odor
- Mechanical Filtration
 - Particulate Reduction, Class I

Standard No. 53: Health Effects

- Chemical Reduction
 - Atrazine Reduction
 - Benzene and Carbofuran Reduction
 - P-Dichlorobenzene and 2,4-D Reduction
 - Lead and Lindane Reduction
- Mercury and Toxaphene Reduction
- Mechanical Filtration
 - Cyst and Asbestos Reduction



GE Appliances & Lighting
General Electric Company
Louisville, KY 40225
geapplianceparts.com



REPLACEMENT ELEMENT

EPA #10350-MN-005

© 2011 General Electric Company PC61577C

State of California
Department of Public Health
Water Treatment Device
Certificate Number
06 - 1834

Date Issued: December 6, 2006

Trademark/Model Designation

GE MSWF

Replacement Elements

MSWF

Manufacturer: General Electric Company

The water treatment device(s) listed on this certificate have met the testing requirements pursuant to Section 116830 of the Health and Safety Code for the following health related contaminants:

Microbiological Contaminants and Turbidity

Cysts

Turbidity

Inorganic/Radiological Contaminants

Asbestos

Lead

Mercury

Organic Contaminants

Atrazine

Benzene

Carbofluran

Lindane

p-Dichlorobenzene

Toxaphene

2, 4-D

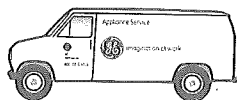
Rated Service Capacity: 300 gals

Rated Service Flow: 0.90 gpm

Conditions of Certification:

Do not use where water is microbiologically unsafe or with water of unknown quality, except that systems certified for cyst reduction may be used on disinfected waters that may contain filterable cysts.

MSWF Water Filter Cartridge Limited Warranty.



Contact us at www.geapplianceparts.com,
or call 800.626.2002.

Staple your receipt
here. Proof of the
original purchase
date is needed to
obtain service
under the warranty.

For The Period Of: We Will Replace, At No Charge To You:

Thirty Days

From the date of the
original purchase

Any part of the water filter cartridge which fails due to a defect in materials or
workmanship during this **limited thirty-day warranty**.*

What is Not Covered:

- Service trips to your home to teach you how to use the product.
- Improper installation.
- Failure of the product if it is abused, misused, used for other than the intended purpose or used commercially.
- Replacement of house fuses or resetting of circuit breakers.
- Replacement of the water filter cartridge due to water pressure that is outside the specified operating range or due to excessive sediment in the water supply.
- Damage to the product caused by accident, fire, floods or acts of God.
- Incidental or consequential damage caused by possible defects with this appliance.

This warranty is extended to the original purchaser and any succeeding owner for products purchased for home use within the USA. In Alaska, the warranty excludes the cost of shipping or service calls to your home.

Some states do not allow the exclusion or limitation of incidental or consequential damages. This warranty gives you specific legal rights, and you may also have other rights which vary from state to state. To know what your legal rights are, consult your local or state consumer affairs office or your state's Attorney General.

For Purchases Made In Iowa: This form must be signed and dated by the buyer and seller prior to the consummation of this sale.

This form should be retained on file by the seller for a minimum of two years.

Buyer:

Name

Address

City

State

Zip

Signature

Date

Seller:

Name

Address

City

State

Zip

Signature

Date

*If your GE part fails because of a manufacturing defect within thirty days from the date of original purchase for use, we will give you a new or, at our option, a rebuilt part without charge. Return the defective part to the parts supplier from whom it was purchased together with a copy of the "proof of purchase" for the part. If the part is defective and shows no signs of abuse, it will be exchanged. The warranty does not cover the failure of parts which are damaged while in your possession, are abused, or have been installed improperly. It does not cover the cost of returning the part to the supplier from whom it was purchased nor does it cover the cost of labor to remove or install it to diagnose the fault. It does not cover parts used in products in commercial use except in the case of air conditioning equipment. In no event shall GE be liable for consequential damages. Warrantor: General Electric Company.

EXCLUSION OF IMPLIED WARRANTIES: Your sole and exclusive remedy is part exchange as provided in this Limited Warranty. Any implied warranties, including the implied warranties of merchantability or fitness for a particular purpose, are limited to six months or the shortest period allowed by law.



GE
Appliances
Appliance Park
Louisville, KY 40225
geapplianceparts.com

Part No. 197D6472P006
P/N 101825 0111
© 2011 General Electric Company PC61577