

Chromalox®

V 2 6 15 21 16 24

Installation Instructions

SERVICE REFERENCE

DIV. 4	SEC.	MC	NUMBER	3001F
SALES REFERENCE		(Supersedes DAA400)	DAA400-1	
				161-048234-001
DATE	April, 1977			



Chromalox® Microtube® Range Element

Specifications --

Catalog Number	Voltage	Wattage	Diameter
MC45-R6R	240	1500	6"
MC80-R9R		2100	8"
MC85-R9R		2600	8"

INSTALLATION

- CAUTION: Hazard of severe shock. Disconnect all power to the range before attempting to replace elements.**
- After protecting range top by laying paper on it, lift unit out of range top opening and lay back (upside down) on to range top. (See Figure 1)
- Check voltage (on coil support) of both old and new units to insure that they coincide.
- Identify and tag "common" wire (usually embossed or stamped on the terminal block)
- Identify two line (power) wires and tag as 1 and 2 (See Figure 2)
- Tag ground wire. (See Figure 2)

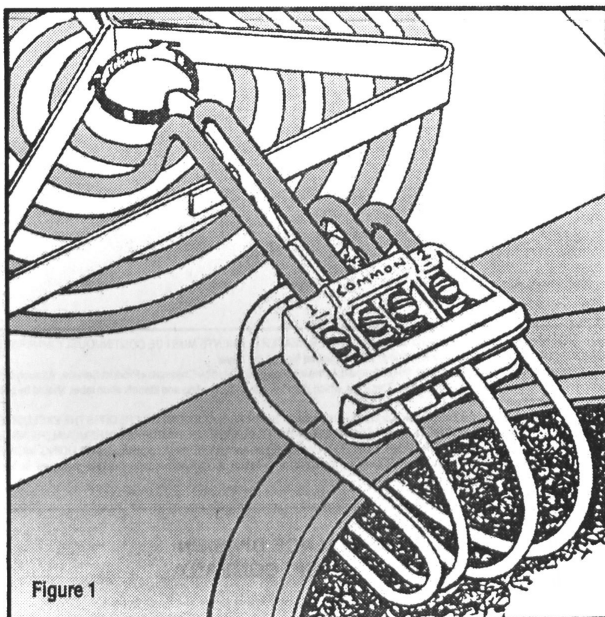


Figure 1


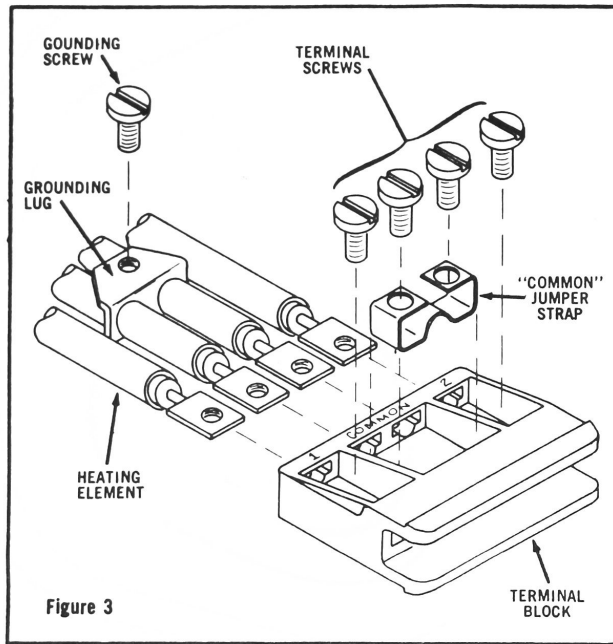


Figure 2



7. Disconnect all wires from old unit.
8. Assemble terminal block to element of new unit as shown in Figure 3. **IMPORTANT** — Be sure to place "common" jumper over two center element terminals before attaching screws.

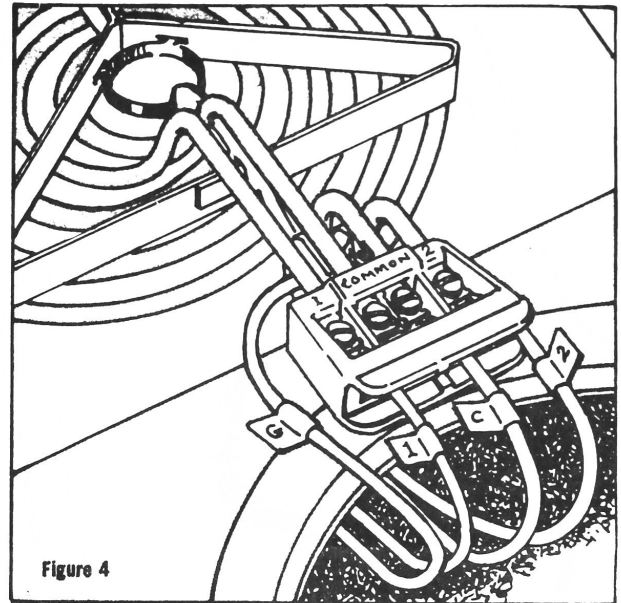


Figure 4

9. Reconnect wires to new unit as shown in Figure 4. **Note:** "Common" wire may be attached to either of the two center screws identified as "common" on new terminal block.
10. **CAUTION:** Make sure that all screw connections are securely tightened. Loose connections can damage range unit and related wires.

The warranty below has been drafted to comply with the new Federal Law applicable to products manufactured after December 31, 1976. This warranty gives you specific legal rights, and you may also have other rights which vary from state to state. The new warranty in no manner reduces the coverage provided to you under the warranty it replaces.

Limited Warranty: Chromalox appliance parts are warranted against defects in workmanship and materials. NO OTHER WARRANTIES, WRITTEN OR ORAL, INCLUDING, BUT NOT LIMITED TO, WARRANTIES OF MERCHANTABILITY AND WARRANTIES FOR A PARTICULAR PURPOSE, APPLY. No person is authorized to give any other warranty or assume any other liability except by written statement from an officer of the Wiegand Appliance Division, Emerson Electric Co.

Warranty Period: This warranty extends for 12 months from date of installation or 18 months from date of manufacture, whichever occurs first. Limitations: Products must be installed and maintained in accordance with Chromalox instructions. Users are responsible for the suitability of the products to their application. There is no warranty against damage resulting from corrosion, misapplication, improper specification, abuse,

accident or other operating conditions beyond our control. WATER HEATER ELEMENTS MUST BE CONTINUOUSLY IMMERSSED DURING OPERATION. Claims against carriers for damage in transit must be filed by the buyer.

Remedy: Return the defective part or product, freight prepaid, to the location designated by Chromalox Product Service. All such items must be accompanied by a Material Return Authorization. This form, which includes a tear-out mailing and identification label, should be obtained from your local Chromalox Sales Office.

Defective items will either be replaced at no charge or credit will be issued. SUCH REPLACEMENT OR CREDIT IS THE EXCLUSIVE REMEDY AVAILABLE FROM EMERSON ELECTRIC CO. EMERSON IS NOT LIABLE FOR LABOR COST INCURRED IN REMOVAL, REINSTALLATION, OR UNAUTHORIZED REPAIR OF THE PRODUCT OR FOR DAMAGE OF ANY TYPE WHATSOEVER, INCLUDING INCIDENTAL OR CONSEQUENTIAL DAMAGE. Some states do not allow the exclusion or limitation of incidental or consequential damages, so the preceding limitation or exclusion may not apply to you.

W-2017K

Chromalox[®]
1199 County Road 9 • Vernon, Alabama 35592

WIEGAND APPLIANCE DIVISION
EMERSON ELECTRIC COMPANY

