

Fig. 1



Fig. 2



Fig. 3




Fig. 4

Coupling Included



Fig. 5



Fig. 6



Fig. 7




Fig. 8




Fig. 9




Fig. 10

### ICP (cont. from previous page...)

Part #	HP	Volts	Amps	Type	RPM	Rot.	Body	Frame	Bearing	Cap	Shaft	Cross	Fig
FB-RFB242	1/25	115	1.3	SP	1/3200	CCW	7.0"	3.3"	Sleeve	-	-	Keeprite, 702111099, B24220, CRC	1
FB-RFB350	1/25	115	0.8	PSC	1/3450	CW	7.10"	3.3"	Ball	5/370	-	Keeprite CGJ, CGK High Eff. 50, 75, 100, 125 Res: 1011350 Hardware Connection Kit - FB-RFB350-1	2
FB-RFB134	1/25	115	1.5	SP	1/3000	CCW	7.0"	3.3"	Ball	-	-	Keeprite, Heil, Comfortmaker NTC Mid Eff. Res: 1010324, 1708607, 1010975, Airco, Tempstar	3
FB-RFB145 <sup>-1</sup>	1/25	115	0.7	PSC	1/3450	CW	5.3"	3.3"	Ball	4/250	-	Keeprite, Heil, Comfortmaker NTGM High Effi. Res: 1009924, 1009518, 1010527, 1011404, 1011412, 1164280, Airco, Tempstar	4
FB-RFB114	1/2	115	0.7	PSC	1/3450	CW	7.75"	3.3"	Sleeve	4/250	-	Res: 7062-5165, 7062-3794, 7062-5922 Intercity 1149097, 1008416P A307	5
FB-RFB330	1/20	115	2.4	SP	3000	CCW	5.54"	Skel	Ball	-	-	330701-701, 329148-701, 1013915	6
FB-RFB170	1/25	115	2.3	SP	1/3400	CW	6.00"	3.3"	Ball	-	-	Res: 7021-10048, 7021-10580	7
FM-RFM232 <sup>-2</sup>	1/10	208/230	0.55	PSC	1/3450	CW	5.0"	3.3"	Ball	4/370	2.8"x5/16"	HC30GB232, JF1H092N, 48TJE 90/120/150 Com. Roof Top, ICP 1171348, JF1H092N Blw. Whl. - 66-A8660(4x1") 66-A8665(4x2")	8
FM-RFM462 <sup>-2</sup>	1/16	460	0.3	PSC	1/3450	CW	4.7"	3.3"	Ball	4/370	3.3"x5/16"	HC30GB460, 48TJE 90/120/150 Com. Roof Top ICP 1171347 Blw. Whl. - 66-A8660(4x1") 66-A8665(4x2")	8
FM-RFM9 <sup>-3</sup>	1/12	208/230	1.1	SP	1/3000	CCW	6.4"	3.3"	Ball	-	-	Keeprite Roof Top, Blw. Whl. - 66-A8610	9
FB-RFB9	1/12	208/230	1.1	SP	1/3000	CCW	10.0"	3.3"	Ball	-	-	Keeprite, Heil, Comfortmaker RGB Series Roof Top Com: 501493	10

\*Notes:

1 - Vent Restrictor Orifice Plates: 92-1008696 ICP 50 & 75, 92-1008699 ICP 100, 92-1160415 ICP 125, Comes with coupling, pins, O-rings and gaskets

2 - The rear magnetic centrifugal switch found on most replacements has been built into these Rotom models

3 - Built-in centrifugal switch